



AMETEK

LAMB ELECTRIC

Product Bulletin

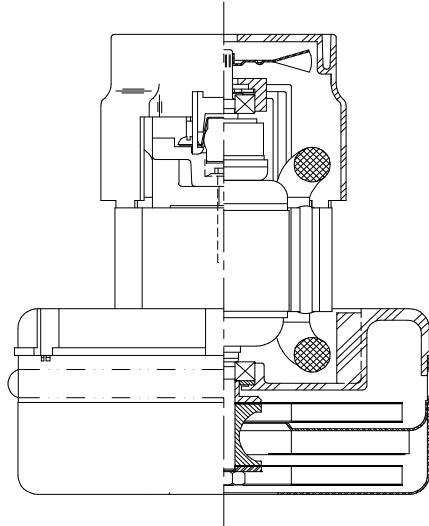
Model: 116110-03

DESCRIPTION

- Two stage
- 240 volts
- 5.7"/145 mm diameter
- Double ball bearings
- Single speed
- Peripheral bypass discharge
- Thermoset fan end bracket
- Aluminum commutator bracket

DESIGN APPLICATION

- Equipment operating in environments requiring separation of working air from motor ventilating air
- Designed to handle clean, dry, filtered air only



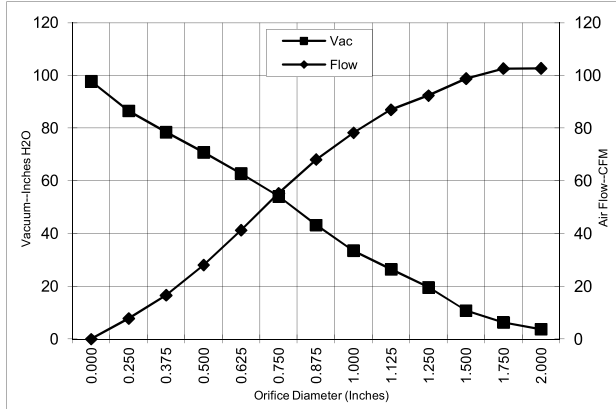
SPECIAL FEATURES

- Suitable for 240 volt AC operation, 50/60 Hz
- UL recognized, category PRGY2 (E47185)
- Provision for grounding
- Open frame design
- The Lamb Electric vacuum motor line offers a wide range of performance levels to meet design needs
- One interrupter brush to protect com life on future brush sets

TYPICAL MOTOR PERFORMANCE.*

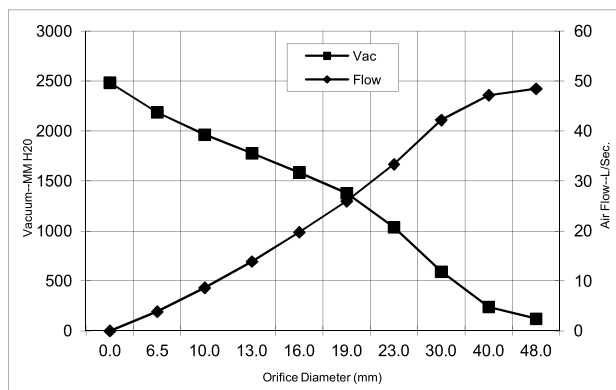
(At 240 volts, 60Hz, test data is corrected to standard conditions of 29.92 Hg, 68° F.)

ASTM
DATA



Orifice (Inches)	Amps	Watts (In)	RPM	Vac (In.H2O)	Flow (CFM)	Air Watts
2.000	4.9	1144	19217	3.7	102.7	44.6
1.750	4.9	1151	19183	6.3	102.6	75.9
1.500	5.0	1154	19083	10.8	98.8	125.5
1.250	5.0	1164	19050	19.6	92.4	212.8
1.125	5.0	1167	19033	26.5	87.0	270.6
1.000	5.0	1157	19150	33.5	78.3	316.4
0.875	4.9	1128	19358	43.3	68.1	355.1
0.750	4.7	1079	19767	54.1	55.3	351.1
0.625	4.4	1022	20442	62.8	41.3	304.7
0.500	4.1	952	21317	70.8	28.1	233.5
0.375	3.8	882	22367	78.5	16.6	153.2
0.250	3.4	810	23517	86.5	7.8	78.8
0.000	3.2	754	24400	97.8	0.0	0

Metric
DATA



Orifice (mm)	Amps	Watts (In)	RPM	Vac (mm H2O)	Flow (L/Sec)	Air Watts
48.0	4.9	1147	19202	123	48.5	58
40.0	4.9	1153	19113	240	47.2	111
30.0	5.0	1166	19041	594	42.2	245
23.0	4.9	1135	19306	1037	33.3	345
19.0	4.7	1078	19781	1379	26.0	350
16.0	4.4	1024	20415	1586	19.8	307
13.0	4.1	959	21230	1778	13.9	241
10.0	3.8	893	22210	1965	8.6	165
6.5	3.4	814	23460	2187	3.9	83
0.0	3.2	754	24400	2484	0.0	0

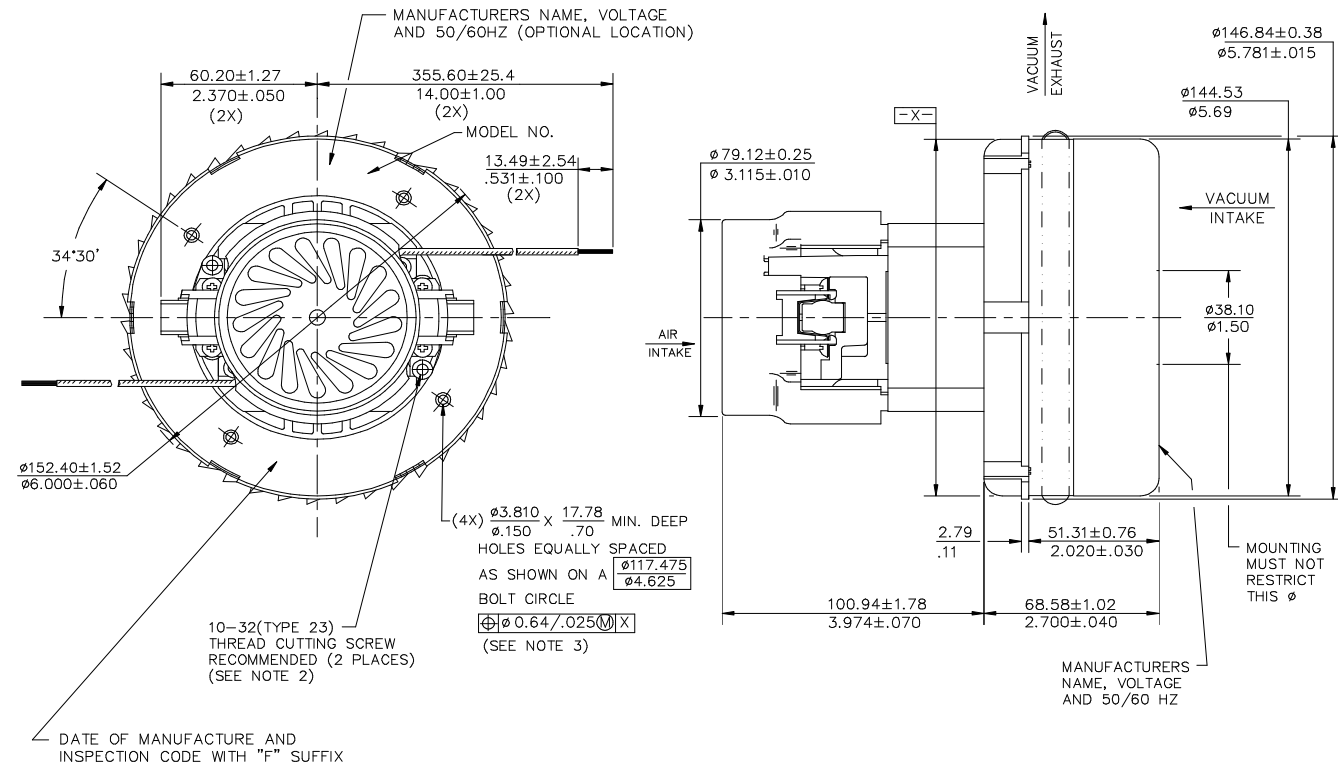
Note: Metric performance data is calculated from the ASTM data above.

* Data represents performance of a typical motor sampled from a large production quantity. Individual motor data may vary due to normal manufacturing variations.

Test Specs:	240 volts	Minimum Sealed Vacuum:	90.0"	ORIFICE:	13 mm	Minimum Vacuum:	66.0"	Maximum Watts:	1100
-------------	-----------	------------------------	-------	----------	-------	-----------------	-------	----------------	------

DIMENSIONS

- NOTES:
- 1. LEADS: 18GA STRANDED, LEADS CAN BE ANY COLOR EXCEPT GREEN OR GREEN WITH YELLOW STRIPE.
 - 2. GROUNDING OR EARTHING PROVISIONS: USE HOLES AS INDICATED FOR GROUNDING OR EARTHING.
REFER TO APPROPRIATE LISTING OR REGULATORY AGENCY FOR PROPER METHOD OF GROUNDING OR EARTHING.
 - 3. RECOMMENDED SCREW SIZE 10-16 TYPE BT OR TYPE 25 THREAD CUTTING SCREW. MAXIMUM PENETRATION 17.40/.685.



IMPORTANT NOTE: Pictorial and dimensional data are subject to change without notice. Contact factory for current revision levels.

WARNING - When using AMETEK Lamb Electric bypass motors in machines that come in contact with foam, liquid (including water), or other foreign substances, the machine must be designed and constructed to prevent those substances from reaching the fan system, motor housing, and electrical components. Lamb Electric vacuum motors other than hazardous duty models should not be applied in machines that come in contact with dry chemicals or other volatile materials. Failure to observe these precautions could cause flashing (depending on volatility) or electrical shock which could result in property damage and severe bodily injury, including death in extreme cases. All applications incorporating Lamb Electric motors should be submitted to appropriate organizations or agencies for testing specifically related to the safety of your equipment.

